



WILTON

ATV

ALL-TERRAIN VISE



WILTON

INTRODUCING THE ALL NEW WILTON ATV





**SOME JOBS GO
BEYOND THE
WORKSHOP. SOME
JOBS MAKE YOU
COME TO THEM.
FOR THE JOBS THAT
DEMAND FUNCTION,
STRENGTH AND
MOBILITY WE
PRESENT THE ATV
ALL-TERRAIN VISE
BY WILTON:**

**YOUR TRUCK
JUST GOT
ONE HELL OF
AN UPGRADE**



**NEED A PAIR
OF JAWS OR
AN ANVIL?**



**SECURE IT IN
YOUR HITCH OR
MOUNT IT ON
YOUR BENCH. THE
ATV IS LOCKED,
LOADED AND
READY TO GO**


**HITCH2BENCH
TECHNOLOGY**

- **PATENTED MOUNTING BRACKET INCLUDED**
- **VICE CAN BE MOUNTED TO BENCH OR TRAILER FOR EVEN GREATER VERSATILITY**



**ARRIVE ON
SITE AND
READY
TO WORK**



A close-up photograph of an ATV hitch assembly. A hand is shown adjusting a set screw on a black metal component. The background shows a wooden beam and the white body of the ATV. The text is overlaid on the top right of the image.

**HIGHWAY, DIRT
ROAD OR NO
ROAD AT ALL. THE
ATV IS DESIGNED
TO HANDLE THE
TOUGHEST ROAD
CONDITIONS**

DRIVE TIGHT SET SCREWS

- **PATENTED SET SCREWS
ADJUST TO PROVIDE A
TIGHT FIT IN THE HITCH**
- **REDUCES VIBRATION
WHILE DRIVING**

**NEVER
SACRIFICE**



**DO WHAT YOU
NEED, WHERE
YOU NEED
IT, WITH THE
WILTON ATV**


360° LOCKING HANDLE

- **PATENTED LOCKING HANDLE**
- **SECURES THE HANDLE WHILE DRIVING OR REPOSITIONS IT WHILE WORKING**
- **TO OPERATE, PULL HANDLE OUT, ROTATE TO DESIRED POSITION AND RELEASE**



**ALL WORK
AND NO PLAY?
NO CHANCE**





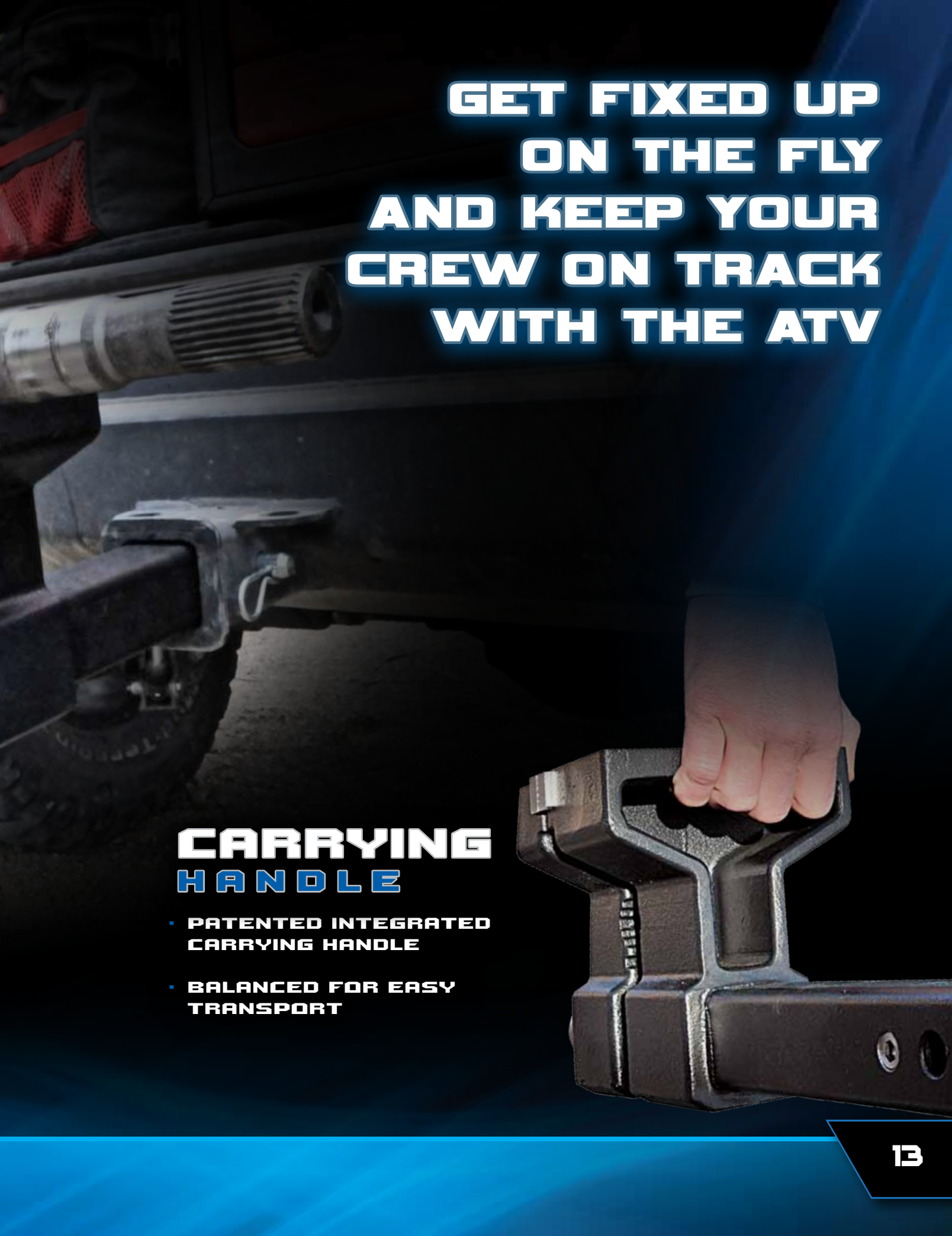
**THE ATV IS BUILT
TO KEEP UP
WITH YOU, WHEN
YOU'RE ON THE
CLOCK, OR OFF
THE GRID**

**FITS
STANDARD
2 INCH HITCH**

• HITCH PIN INCLUDED

**DON'T LET A
BUSTED PART KILL A
PERFECT WEEKEND**





GET FIXED UP ON THE FLY AND KEEP YOUR CREW ON TRACK WITH THE ATV

CARRYING HANDLE

- PATENTED INTEGRATED CARRYING HANDLE
- BALANCED FOR EASY TRANSPORT

ATV SERIES



**ATV WITH
MOUNTING
BRACKET**

STOCK NO 10010



**ATV WITH MOUNTING
BRACKET AND
CARRYING CASE**

STOCK NO 10015

ATV SPECS

JAW WIDTH	6"
JAW OPENING	5-3/4"
THROAT DEPTH	5"
PIPE JAW	3/4" TO 3"
PRODUCT WEIGHT	33.5 LBS

BRACKET SPECS



ACCESSORIES



**CARRYING
CASE**

STOCK NO 10350



**MOUNTING
BRACKET**

STOCK NO 10300

ATV FEATURES



**360° LOCKING
HANDLE**



**CARRYING
HANDLE**



**FITS STANDARD
2 INCH HITCH**



**DRIVE TIGHT
SET SCREWS**



**HITCH
PIN INCLUDED**



**STRIKING
ANVIL**



**WATER
RESISTANT**



**MOUNTING
BRACKET INCLUDED**

