



WIRE GRIPS

12 **OVERVIEW, FEATURES & SPECIFICATIONS**

18 **CLEANING, LUBRICATING & INSPECTION**

WIRE GRIPS

CAPACITIES

1,000 to 20,000 lbs.

SPECIFICATIONS

- Models to fit wire gauge sizes of .04 in. to 1.25 in.
- Bulldog-type jaw or parallel jaw
- Standard and hot line models

When working with wire in utility applications, safety is of the utmost importance. Economical wire grips from Little Mule are designed to keep workers safe, while allowing them to efficiently get the job done.

Easy-to-use Little Mule wire grips can be used with a variety of wire sizes and types, so fewer grip changes are required. They also have large handle eye openings for easy opening, attaching and releasing to prevent lock ups. Made of forged steel, Little Mule grips are both durable and lightweight, making them ideal for a variety of utility jobs.

FEATURES & BENEFITS

VERSATILE

All models are rated for a variety of wire sizes and types, so fewer grip changes are required.

NO LOCK-UPS

Grips open easily and release instantly to quickly insert or remove wire.

LARGE HANDLE EYE OPENING

Accepts standard hooks and easily attaches to tackle blocks.

FORGED STEEL CONSTRUCTION

Durable yet lightweight.

YELLOW CHROMATE FINISH

Protects components from rust and corrosion.

OPTIONS

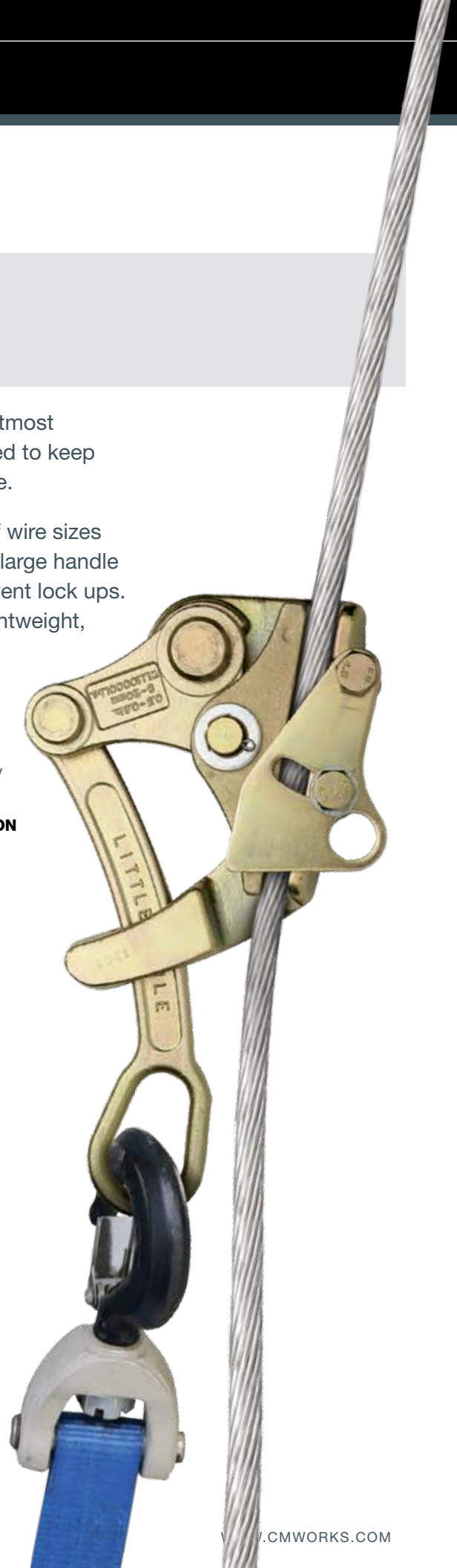
REPLACEMENT JAW


FOR 5000 LB., 10,000 LB. AND 12,000 LB. CAPACITY MODELS

Replacement jaws with smooth and aggressive teeth available. More aggressive tooth design reduces slippage and cable damage. Suitable for applications requiring exclusive use on EHS cable or guy strand.

FOR 2,000 LB. CAPACITY MODELS

Replacement jaws available with aggressive teeth only.





HOW TO SELECT THE RIGHT GRIP

To select the best Little Mule wire grip for your application, we recommend taking the following steps:

Step 1: DETERMINE WHAT TYPE OF CABLE/WIRE IS BEING USED

What wire(s) type and size are you pulling?

Step 2: SELECT STANDARD OR HOT LINE MODEL

Will this grip be used on hot lines or will a standard grip suffice?

Step 3: CHOOSE YOUR GATE STYLE

Do you need a grip with spring-loaded or non-spring-loaded gates?

NOTE: Hot line models come with a special gate plate to prevent an open grip from falling off the wire.

Step 4: SELECT NOTCHED OR UN-NOTCHED HANDLE

A notched handle on spring-loaded models locks the grip in the open position for placement on or removal from wire, then releases instantly.

Step 5: PICK YOUR GRIP

Use the specifications you selected in steps 1 through 4 to find a grip in the chart on the next page. A visual depiction of each configuration is shown on previous page.



Little Mule Wire Grip (LMG1000)
1,000 lb. capacity
Bulldog jaw style with aggressive teeth
Standard spring-loaded model with no notch

SPECIFICATIONS

Capacity (lbs.)	Model	Product Code	Applicable Cable Types			Wire Size				Grip Type & Features						Jaw & Teeth Configurations				Handle Eye Opening Diameter (in.)	Weight lbs. (kg)
			Bare & Stranded Copper	ACSR & Aluminum Conductor	EHSC & Messenger Guy Wire	Minimum		Maximum		Model Type		Gate Style		Handle		Jaw Type	Teeth Type	Jaw Length			
						Size in. (mm)	Gauge	Size in. (mm)	Gauge	Standard	Hot Line	Non-Spring Loaded	Spring Loaded	Un-Notched	Notched			Teeth (in.)	Mount (in.)		
1,000	LMG1000	04451W			✓	.04 (1.02)	18AWG	.394 (10.01)	1/0AWG	✓			✓	✓		Bulldog	Aggressive	1.38	1.55	Ø1.02	1 (0.45)
2,000	LMG2000	04452W	✓	✓	✓	.109 (2.77)	8AWG	.594 (15.09)	4/0AWG	✓			✓	✓		Bulldog	Aggressive	1.34	1.86	1.0 x 1.5	1.5 (0.68)
5,000	LMG4500	04453W	✓	✓		.18 (4.57)	6AWG	.60 (15.24)	4/0AWG	✓			✓	✓		Parallel	Fine	4.10	3.64	1.25 x 2.0	3.6 (1.63)
5,000	LMG4500A	04478W			✓	.18 (4.57)	6AWG	.60 (15.24)	4/0AWG	✓			✓	✓		Parallel	Aggressive	4.10	3.64	1.25 x 2.0	3.6 (1.63)
5,000	LMG4501	04454W	✓	✓		.18 (4.57)	6AWG	.60 (15.24)	4/0AWG		✓		✓		✓	Parallel	Fine	4.10	3.64	1.25 x 2.0	3.7 (1.68)
5,000	LMG4501A	04499W			✓	.18 (4.57)	6AWG	.60 (15.24)	4/0AWG		✓		✓		✓	Parallel	Aggressive	4.10	3.64	1.25 x 2.0	3.7 (1.68)
5,000	LMG4502	04455W	✓	✓		.18 (4.57)	6AWG	.60 (15.24)	4/0AWG		✓	✓		✓		Parallel	Fine	4.10	3.64	1.25 x 2.0	3.7 (1.68)
5,000	LMG4503	04456W	✓	✓		.18 (4.57)	6AWG	.60 (15.24)	4/0AWG		✓	✓		✓		Parallel	Fine	4.10	3.64	1.25 x 2.0	3.7 (1.68)
10,000	LMG4600	04459W	✓	✓		.30 (7.62)	1AWG	.80 (20.32)	450MCM	✓			✓	✓		Parallel	Fine	5.08	5.03	1.35 x 2.25	6.7 (3.04)
10,000	LMG4600A	04479W			✓	.30 (7.62)	1AWG	.80 (20.32)	450MCM	✓			✓	✓		Parallel	Aggressive	5.08	5.03	1.35 x 2.25	6.7 (3.04)
10,000	LMG4601	04460W	✓	✓		.30 (7.62)	1AWG	.80 (20.32)	450MCM		✓		✓		✓	Parallel	Fine	5.08	5.03	1.35 x 2.25	7 (3.18)
10,000	LMG4601A	04457W			✓	.30 (7.62)	1AWG	.80 (20.32)	450MCM		✓		✓		✓	Parallel	Aggressive	5.08	5.03	1.35 x 2.25	7 (3.18)
10,000	LMG4602	04461	✓	✓		.30 (7.62)	1AWG	.80 (20.32)	450MCM		✓	✓		✓		Parallel	Fine	5.08	5.03	1.35 x 2.25	7 (3.18)
12,000	LMG4800	04471W	✓	✓		.70 (17.77)	397MCM	1.25 (32)	1130MCM	✓			✓	✓		Parallel	Fine	5.57	5.64	1.35 x 2.25	8.1 (3.67)
12,000	LMG4800A	04449W			✓	.70 (17.77)	397MCM	1.25 (32)	1130MCM	✓			✓	✓		Parallel	Aggressive	5.57	5.64	1.35 x 2.25	8.1 (3.67)
12,000	LMG4801	04472W	✓	✓		.70 (17.77)	397MCM	1.25 (32)	1130MCM		✓		✓		✓	Parallel	Fine	5.57	5.64	1.35 x 2.25	8.3 (3.76)
12,000	LMG4801A	04450W			✓	.70 (17.77)	397MCM	1.25 (32)	1130MCM		✓		✓		✓	Parallel	Aggressive	5.57	5.64	1.35 x 2.25	8.3 (3.76)
12,000	LMG4802	04473	✓	✓		.70 (17.77)	397MCM	1.25 (32)	1130MCM		✓	✓		✓		Parallel	Fine	5.57	5.64	1.35 x 2.25	8.3 (3.76)
20,000	LMG4700	04465W	✓	✓		.70 (17.77)	397MCM	1.25 (32)	1130MCM	✓			✓	✓		Parallel	Fine	7.58	7.38	2.5 x 3.6	20.6 (9.34)
20,000	LMG4701	04466W	✓	✓		.70 (17.77)	397MCM	1.25 (32)	1130MCM		✓		✓		✓	Parallel	Fine	7.58	7.38	2.5 x 3.6	21 (9.53)
20,000	LMG4702	04467W	✓	✓		.70 (17.77)	397MCM	1.25 (32)	1130MCM		✓	✓		✓		Parallel	Fine	7.58	7.38	2.5 x 3.6	21 (9.53)
20,000	LMG4900	04475W	✓	✓		1.24 (31.50)	1130MCM	1.8 (45.72)	2312MCM				✓			Parallel	Fine	11.75	11.75	2.5 x 3.45	34.4 (15.60)

* Aggressive teeth optional for grips with capacities of 5,000, 10,000 and 12,000 lbs.

WIRE TYPES

Aluminum Conductor Steel-Reinforced Cable (ACSR)

High-strength, high-capacity conductor. Providing optimal strength, the concentric-lay-stranded conductor is made from high-purity round aluminum (1350-H19) wrapped around an inner core of galvanized steel wires. This wire is an overhead conductor for carrying voltage and is used in both distribution and transmission applications.

Stranded Copper

This type of wire, used for carrying voltage, has been used less frequently over the last few years and has been replaced by ACSR. However, it is still occasionally used as an overhead conductor and also in substations.

Aluminum Conductor

Aluminum conductor wire without the steel core. Softer than ACSR. Used mostly in distribution applications.

Extra-High-Strength Cable (EHSC or EHS)

This wire is tensioned to "guy" or support poles and is the connecting wire that reinforces a side strain or dead end. It is the wire that is used to connect the top of the pole to an anchor at ground at an angle for support. The EHSC is much harder than standard guy strand wire and requires a more aggressive grip.

Messenger Guy Wire

This is a wire that is used to support other cable or conductors and is usually made of steel. The messenger guy wire provides strength so the other cables don't have to be as strong.

3 CONFIGURATIONS AVAILABLE

Little Mule wire grips are available in the 3 different configurations shown below.



Standard Model
(Spring-Loaded Gate, Un-Notched Handle)
 (Model Pictured: LMG4600)



Hot Line Model
(Spring-Loaded Gate, Notched Handle)
 (Model Pictured: LMG4601)



Hot Line Model
(Non-Spring-Loaded Gate, Un-Notched Handle)
 (Model Pictured: 4602)

GRIP TYPES AND FEATURES

STANDARD OR HOT LINE MODELS

Choose from standard models or hot line models.

NON-SPRING LOADED OR SPRING-LOADED GATES

Spring-loaded gates allow a lineman to use a holding stick to open the gate and place the grip on the wire. When released, the gate closes over the wire and prevents the grip from falling off the wire.

UN-NOTCHED OR NOTCHED HANDLES

Grips available with or without notched handles. The notched handle on spring-loaded models locks the grip in open position for placement on or removal from wire, then releases instantly.



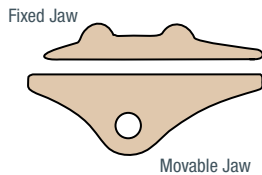
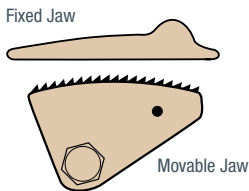
CLOSED GRIP



OPEN GRIP

Notch locks the grip in the open position for placement on or removal from wire, then releases instantly.

JAW STYLES



BULLDOG JAW
Standard on 1,000 and 2,000 lb. capacities.

PARALLEL JAW
Standard on 5,000, 10,000, 12,000 and 20,000 lb. capacities.

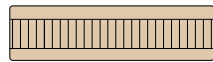
FIXED JAW TEETH STYLES




SMOOTH (NO TEETH)
All capacities




LARGE TEETH
1,000 and 2,000 lb. capacities



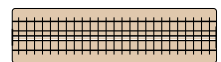
MOVABLE JAW TEETH STYLES



FINE TEETH
Optional on 5,000, 10,000, 12,000 and 20,000 lb. capacities



AGGRESSIVE TEETH
Optional on 5,000, 10,000 and 12,000 lb. capacities



JAW PROFILES



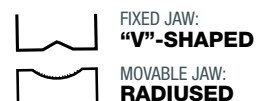
Standard on 1,000 lb. capacities



Standard on 2,000 lb. capacities



Standard on 5,000, 12,000 and 20,000 lb. capacities



Standard on 10,000 lb. capacities

GRIP CLEANING, LUBRICATION & INSPECTION

To keep your Little Mule Wire Grips in good working condition, we recommend taking the following steps:

CLEANING & LUBRICATION:

- Step 1:** Clean the surfaces of the grip jaws using a cloth or round wire brush.
- Step 2:** Spray all joints and moving parts, including the jaws, with degreaser. Then, use a round wire brush to remove any dirt from the jaws.
- Step 3:** Once clean, wipe the wire grips until they are dry. If grips are still dirty, repeat steps as needed.
- Step 4:** Lubricate all joints and any moving parts. The surfaces of the grip jaws should not be lubricated.

INSPECTION:

To inspect the wire grip, carefully examine the condition of the jaws. Next, check that the jaws and other parts of the grip are aligned to ensure that there is no distortion. Once you've inspected the jaws, open and close the grips to check for smooth operation. Finally, check all other parts and joints for any distortion.

During the inspection, if you find that the grip is bent or distorted, it should be thrown away and replaced. It should NOT be repaired.

LITTLE

0.5 - 0.8 in.
8 - 20 mm
111000 lbs

